

EYELED W111 AC 24W 4K 12° SIL



Item code	12105022
Product family	EYELED
Series	W111 AC
Nominal voltage (V)	220-240
Nominal power (W)	24
CCT (K)	4000

General Characteristics

Nominal voltage (V)	220-240
Nominal current (A)	0.110
Lamp nominal power (W)	24
PFC	>0.9
Cap	WIRE
CCT (K)	4000
Colour type	NATURAL WHITE
Photometric code	840/339
Beam opening (°)	12
Surface color	Grey RAL9006

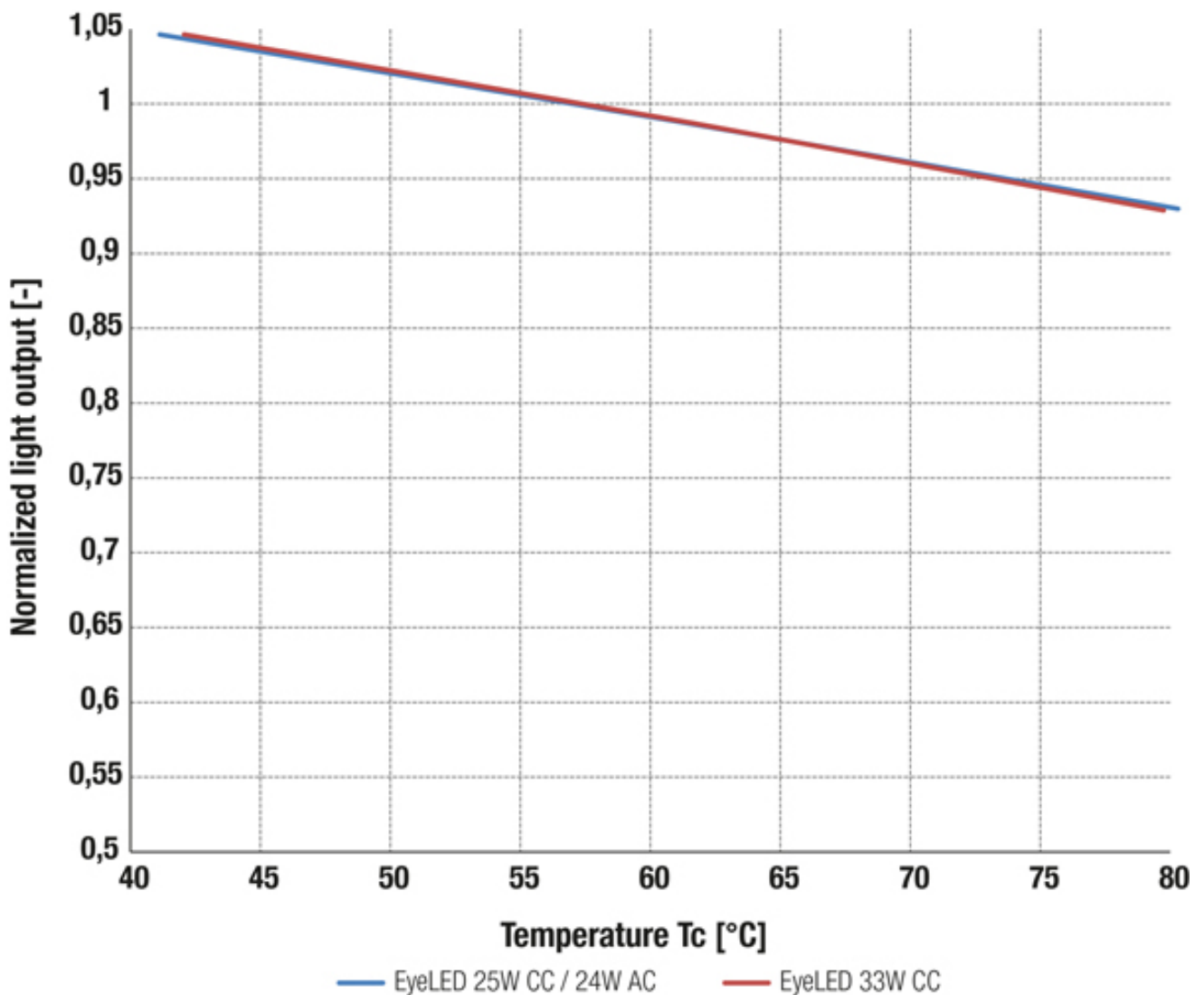
Dimensional Characteristics

Diameter (mm)	111
Length (mm)	53

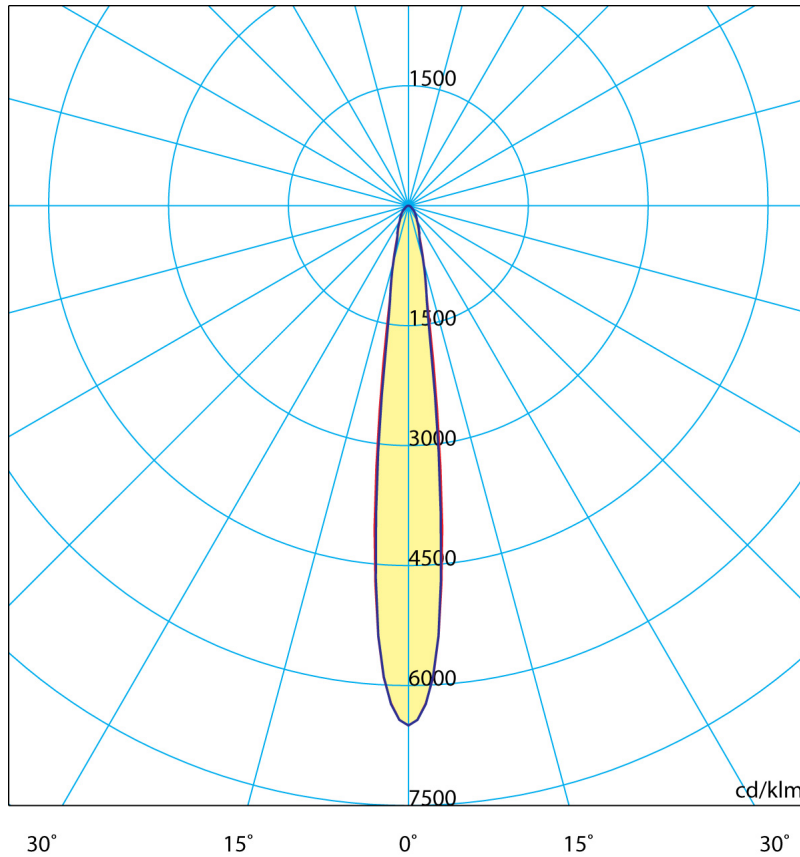
Performance

Total luminous flux (lm)	2500
Useful luminous flux (lm)	2118
Luminous intensity (cd)	16250
Efficacy (lm/W)	104
CRI	85+
Energy class	A+
Consumption in kWh/1000h	24
LLMF - Lumen maintenance at the end of life	L80B10
Life time (h)	50000

Luminous flux diagrams

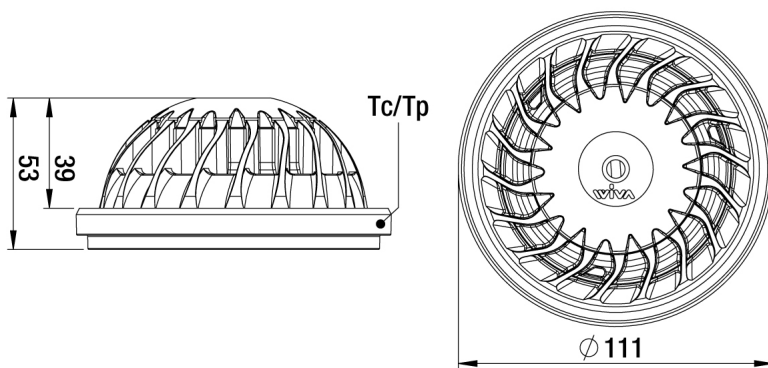


Lighting performance



Other characteristics

Number of ON/OFF cycles	> 100000x
Warm-up time up to 60% of total performance (s)	INSTANT
Ignition time (s)	< 0.5
Dimmable	NO
Led quantity	1
Working temperature range (°C)	-10 / +40
Max temperatre Tc (°C)	80
Tp Temperature characteristic data (°C)	60



Shipment characteristics

Barcode	8054890170956
Inner box (pcs)	1
Master box (pcs)	12
Lamp weight (g)	380

The product is projected, manufactured, tested and verified in compliance to the following product European Directive, Regulation and Standards:

EN 61547, EN 55015, EN 55015 A1, EN 61000-3-2, EN 61000-3-3, EN 62471, EN 62031, EN 62031 A1+A2, EN 61347-1, EN 61347-2-13, EN 61347-2-13 A1, EN 60598-1

2014/30/EU, 2014/35/EU, 2011/65/EU, 2010/30/EU, 874/2012/EU, 2009/125/EC, 1194/2012/EU